

Certificate of Analysis

Finasteride 0.3%, Minoxidil 6%

3-hydroxy-2-imino-6-piperidin-1-ylpyrimidin-4-amine

Compound : Minoxidil **Client** : MAX
Lot number : 2024-06-05
Analysis date : 2024-06-25
Quantity : 6.56%
Method : HPLC-UV-MS

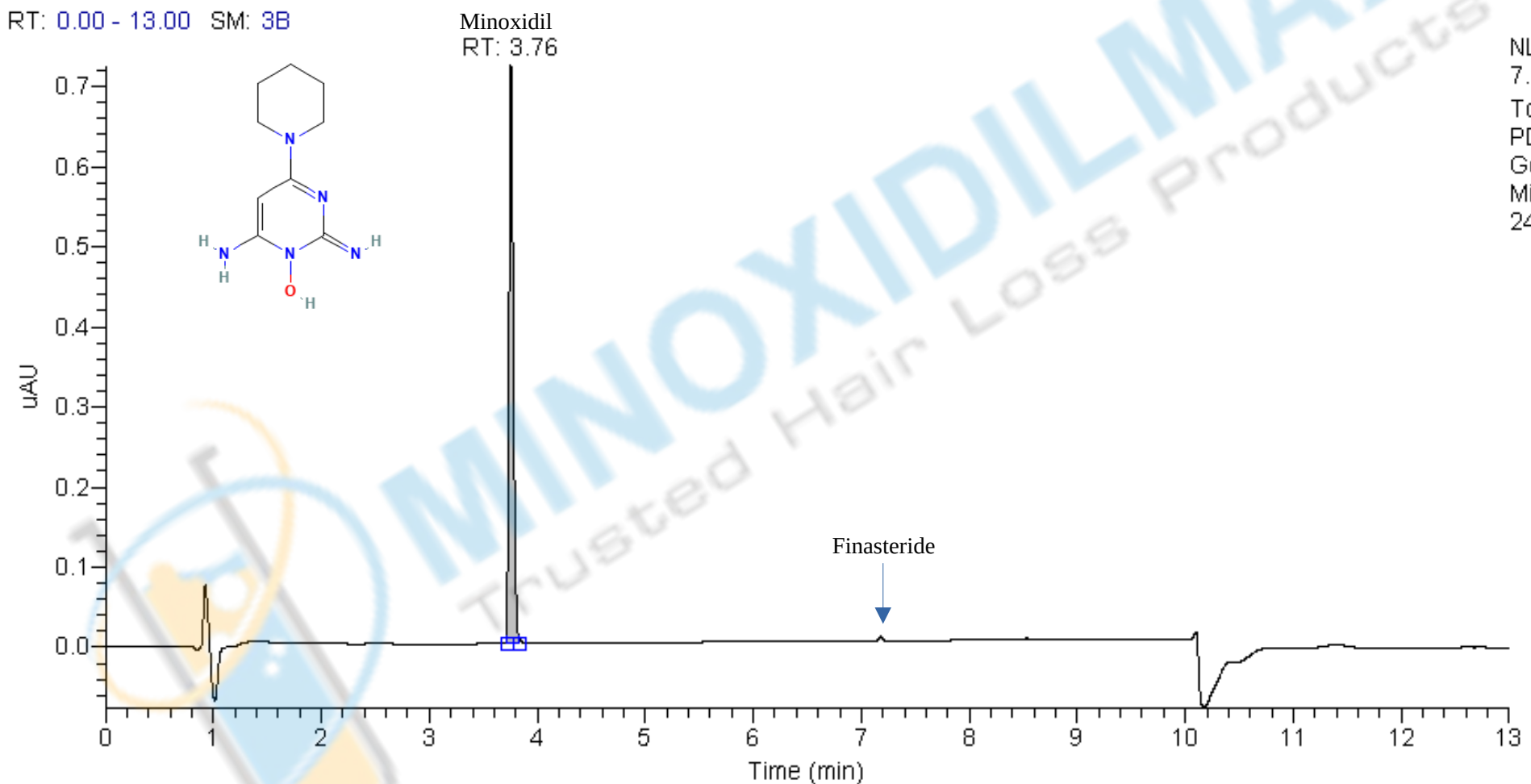
PubChem CID: 4201

<https://pubchem.ncbi.nlm.nih.gov/compound/4201>

High Performance Liquid Chromatography (HPLC) UV

C:\XcaliburA...Minoxidil_2024-06-05_r1

6/24/2024 2:13:52 PM




Minoxidil detected at 3.76 minutes

Quantification by HPLC-MS

Replicates	percent
Minoxidil_2024-06-05_r1	6.37
Minoxidil_2024-06-05_r2	6.75
Average %	6.56

Analysis Performed by
Ken Pendarvis, ChE
Analytical Chemist
MZ Biolabs
contact@mzbiolabs.com



2024-06-25

Note: Injectable peptides may contain salts and sugars to aid in solubility and act as pH buffers. These are not normally detected using UV and are not considered impurities.

Finasteride 0.3%, Minoxidil 6%

PubChem CID: 2266

<https://pubchem.ncbi.nlm.nih.gov/compound/2266>

Mass Spectrometry (MS) – Identity Test

Identity confirmed using HPLC-MS

Molecular weight calculated using monoisotopic m/z values from mass spectrum

Expected monoisotopic mass : 209.13 Da

Measured monoisotopic mass : 209.13 Da

Molecular weight confirmed

Note : Monoisotopic m/z values are not easily seen in full spectrum view for larger molecules and peptides.

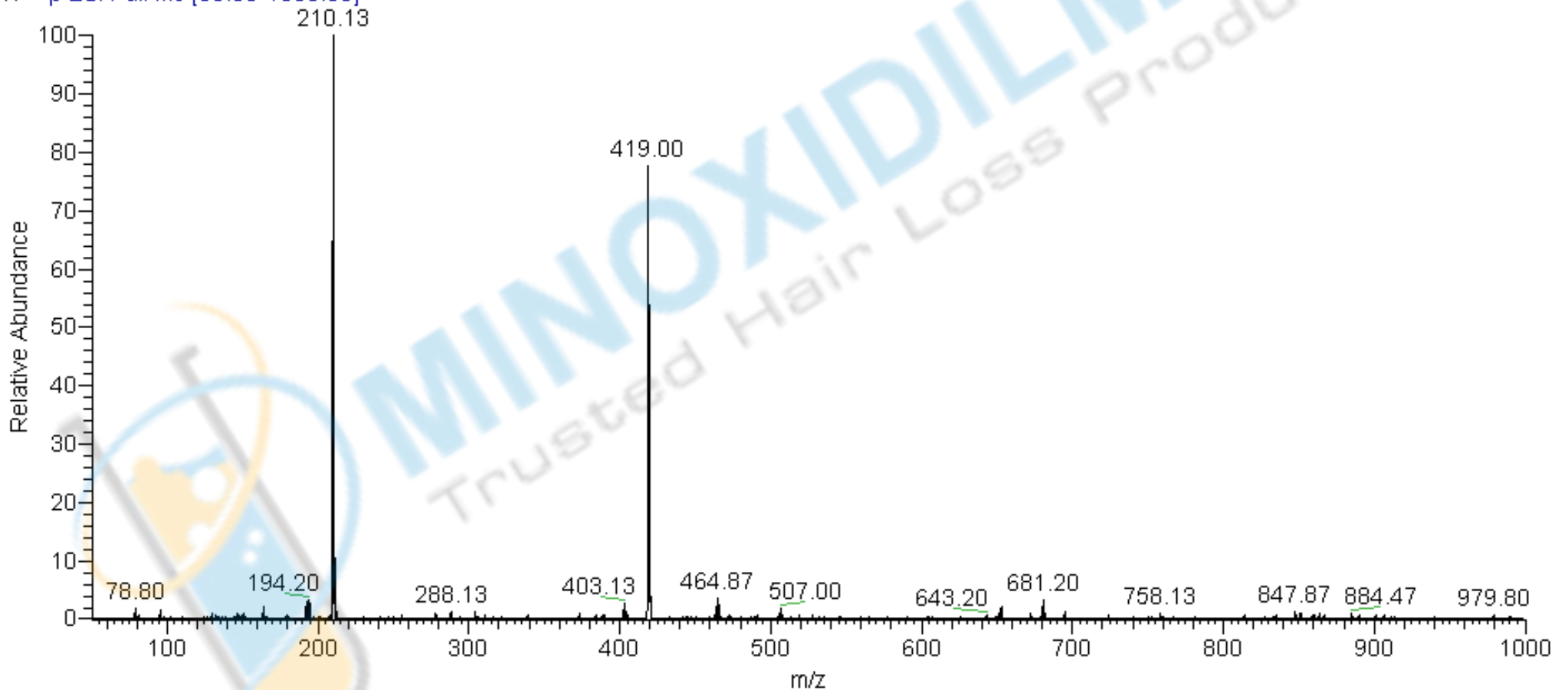
The dominant isotopic peak (base peak) shown in the spectrum below can be used to approximate the average molecular weight frequently reported by vendors and databases as a secondary means of confirmation.

Recorded MS spectrum


C:\XcaliburA...Minoxidil_2024-06-05_r1

6/24/2024 2:13:52 PM

Minoxidil_2024-06-05_r1 #245 RT: 3.82 AV: 1 NL: 1.11E8
T: + p ESI Full ms [50.00-1000.00]



Analysis Performed by
Ken Pendarvis, ChE
Analytical Chemist
MZ Biolabs
contact@mzbiolabs.com



2024-06-25